


Features

- ◆ SMD package (SOIC-12)
- ◆ Isolated single and dual output models
- ◆ I/O isolation 3'000 VDC
- ◆ High efficiency up to 81 %
- ◆ Extended temperature range
-40°C to +85°C
- ◆ High accuracy of pin co-planarity
- ◆ Available in tape and reel package
- ◆ Lead free design, RoHS compliant
- ◆ 3-year product warranty

not recommended for new design in



The TSV series are miniature, 1W DC/DC-converters with high isolation in a SMD package. The devices can be soldered without any problems in a high temperature lead free solder process. With the small footprint, these converters are the ideal solution for board level power distribution, mainly for applications in the industrial- and telecom field.

Models

Ordercode	Input voltage	Output voltage	Output current max.	Efficiency typ.
TSV 0505S	5 VDC ±10 % (Nominal 5 VDC)	5 VDC	200 mA	71 %
TSV 0512S		12 VDC	80 mA	78 %
TSV 0515S		15 VDC	65 mA	78 %
TSV 0505D		±5 VDC	±100 mA	72 %
TSV 0512D		±12 VDC	±40 mA	78 %
TSV 0515D		±15 VDC	±30 mA	79 %
TSV 1205S		12 VDC ±10 % (Nominal 12 VDC)	5 VDC	200 mA
TSV 1212S	12 VDC		80 mA	79 %
TSV 1215S	15 VDC		65 mA	80 %
TSV 1205D	±5 VDC		±100 mA	74 %
TSV 1212D	±12 VDC		±40 mA	80 %
TSV 1215D	±15 VDC		±30 mA	81 %
TSV 2405S	24 VDC ±10 % (Nominal 24 VDC)		5 VDC	200 mA
TSV 2412S		12 VDC	80 mA	78 %
TSV 2415S		15 VDC	65 mA	79 %
TSV 2405D		±5 VDC	±100 mA	72 %
TSV 2412D		±12 VDC	±40 mA	79 %
TSV 2415D		±15 VDC	±30 mA	80 %

Input Specifications

Input current no load / full load	5 Vin models: 30 mA / 260 mA typ. 12 Vin models: 12 mA / 110 mA typ. 24 Vin models: 7 mA / 55 mA typ.
Surge voltage (1 sec. max.)	5 Vin models: 9 V max. 12 Vin models: 18 V max. 24 Vin models: 30 V max.
Reflected input ripple current*	can be reduced by ext. 1–3.3 µF polyester film capacitor
Input filter	internal capacitor

Output Specifications

Voltage set accuracy	±4 % max.
Voltage balance (dual output models, balanced load)	1 % max.
Regulation	– Input variation 1.2 % / 1% change Vin – Load variation 20 – 100 % 10 % max.
Ripple and noise (20 MHz Bandwidth)	75 mV pk-pk max.
Temperature coefficient	±0.02 %/K
Short circuit protection	limited 0.5 sec. max.
Capacitive load	5 VDC single output models: 33 µF max. 5 VDC dual output model: 10 µF max. 12/15 VDC single output models: 4.7 µF max. 12/15 VDC dual output models: 2.2 µF max.

General Specifications

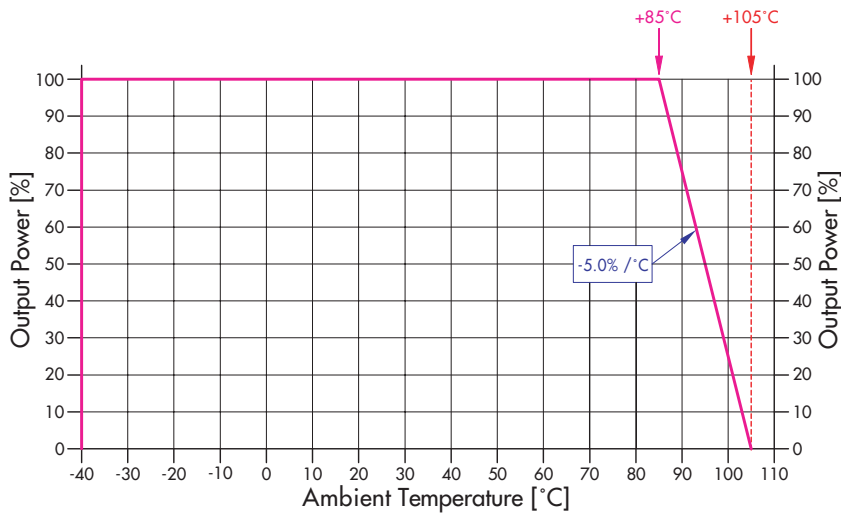
Temperature ranges	– Operating –40°C to +85°C (no derating) – Case temperature +105°C max. – Storage –40°C to +105°C
Humidity (non condensing)	95 % rel H max.
Reliability, calculated MTF (MIL-HDBK-217F, @ +25°C, ground benign)	>2'000'000 h
Isolation voltage (Input/Output, 60 sec.)	3'000 VDC
Isolation capacitance (Input/Output)	60 pF typ.
Isolation resistance (Input/Output)	>10'000 M Ohm (500VDC)
Switching frequency	100 kHz typ. (frequency modulation)
Frequency change over line and load	±30 % max.

Physical Specifications

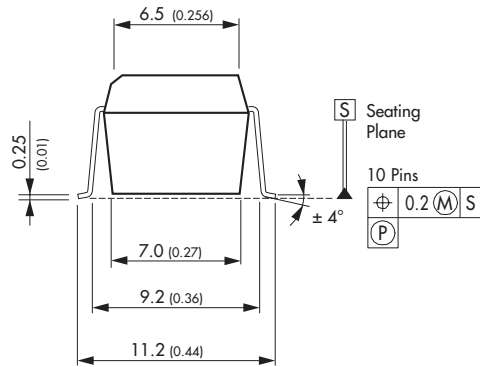
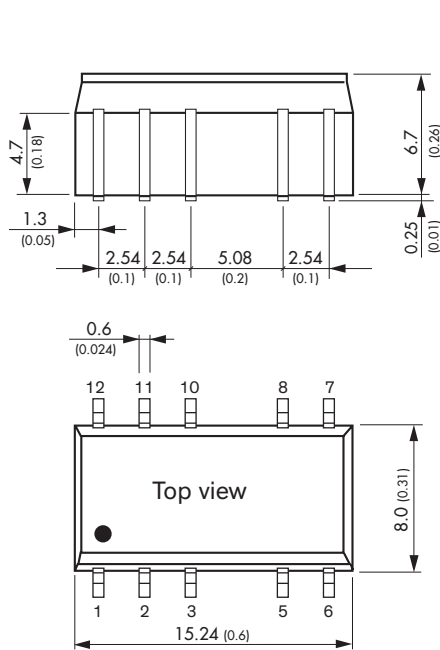
Casing material	non conductive FR4 (UL 94V-0 rated)
Package weight	2.2 g (0.07 oz)
Reflow soldering profile	peak temp. 245°C (10 sec. max.) 217°C for 90 sec. max. Convection reflow solder process is recommended
Packaging information	www.tracopower.com/overview/tsv

All specifications valid at nominal input voltage, full load and +25°C after warm-up time unless otherwise stated.

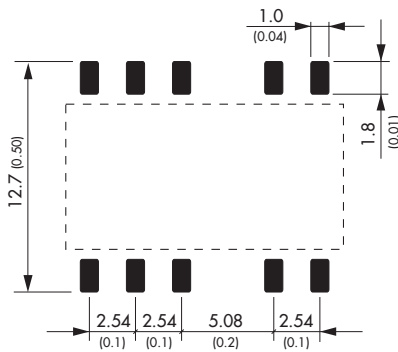
Derating all Models



Outline Dimensions



Solder pad



Pin-Out		
Pin	Single	Dual
1	-Vin (GND)	-Vin (GND)
2	+Vin (Vcc)	+Vin (Vcc)
3	ntc	ntc
5	-Vout	Common
6	ntc	-Vout
7	ntc	ntc
8	+Vout	+Vout
10	ntc	ntc
11	ntc	ntc
12	ntc	ntc

(ntc = not to connect)

Dimensions in [mm], () = Inch
 Pin diameter: 1.0 ±0.05 (0.02 ±0.002)
 Pin pitch tolerances: ±0.13 (±0.005)
 Case tolerances: ±0.25 (±0.01)